



Roberto Panetta



Tension Software

Password Creator 1.6

User Guide



We Make Software - Ecleti.com

Password Creator © 2005-2024 Ecleti - Roberto Panetta all rights reserved

Every effort has been made to ensure that the information in this manual is accurate.

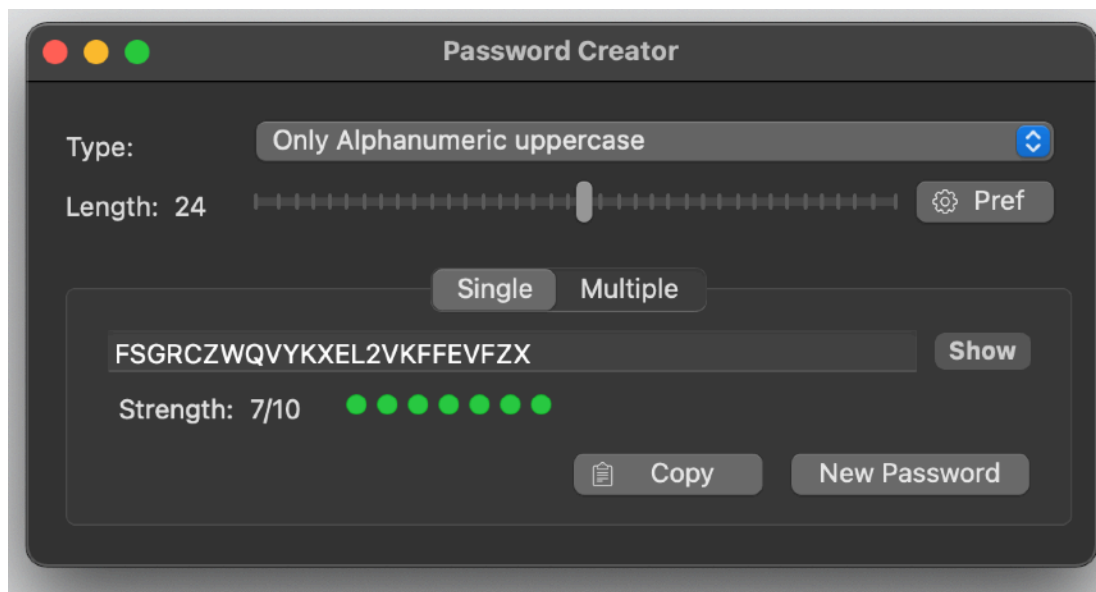
Ecleti is not responsible for printing or clerical errors.

Other company and product names mentioned herein are trademarks of their respective companies.

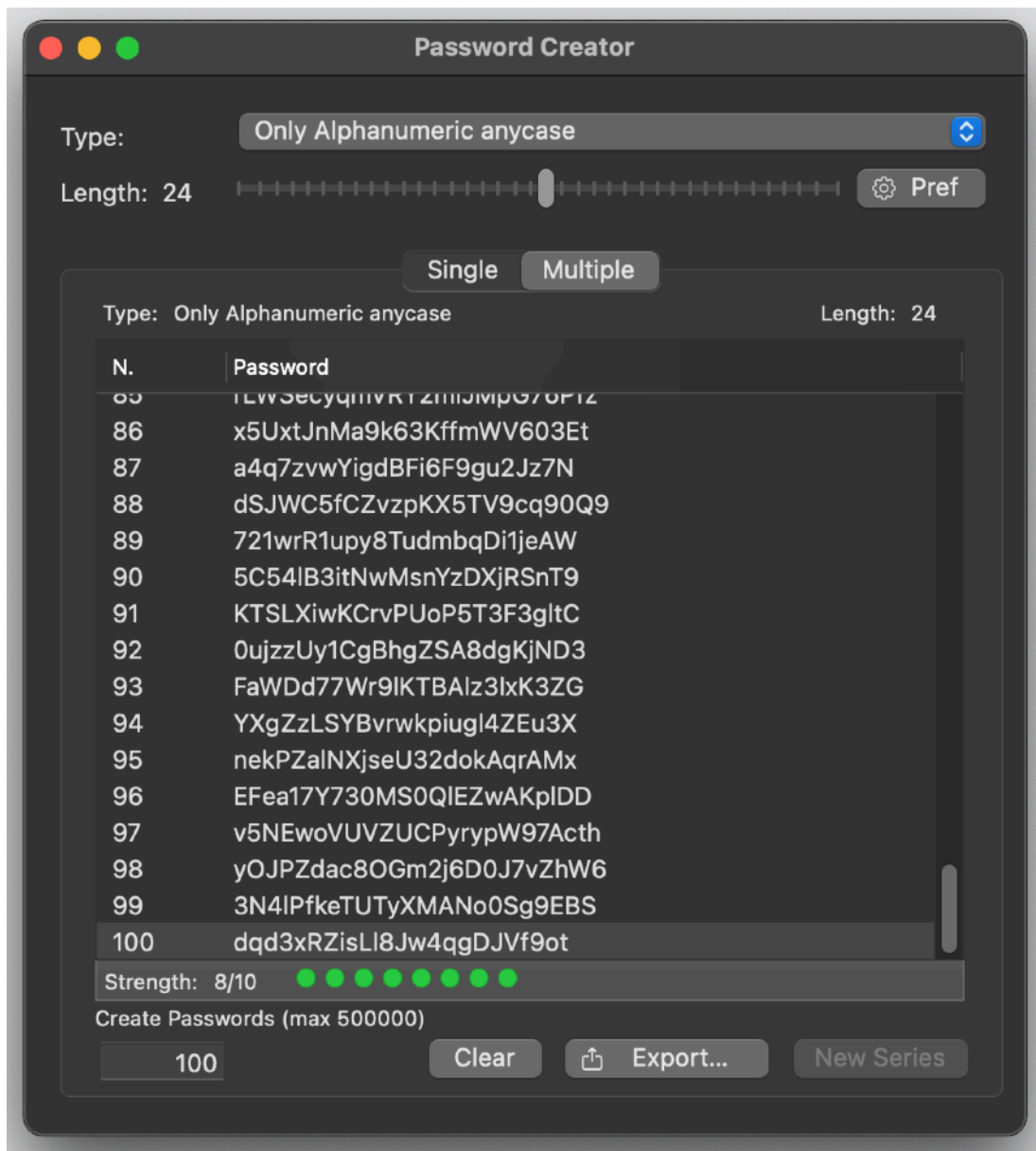
Welcome to Password Creator

The tool to create passwords

Password Creator is a macOS application for creating passwords. It can generate a single password or multiple passwords, with the ability to generate thousands at once in 'multiple' mode. The created passwords can be saved on disk as a text file.



The interface can switch between a small utility window for creating a single password and a table view showing all created passwords in 'multiple' mode, ready for saving to disk.



Using Password Creator

Getting started with Password Creator

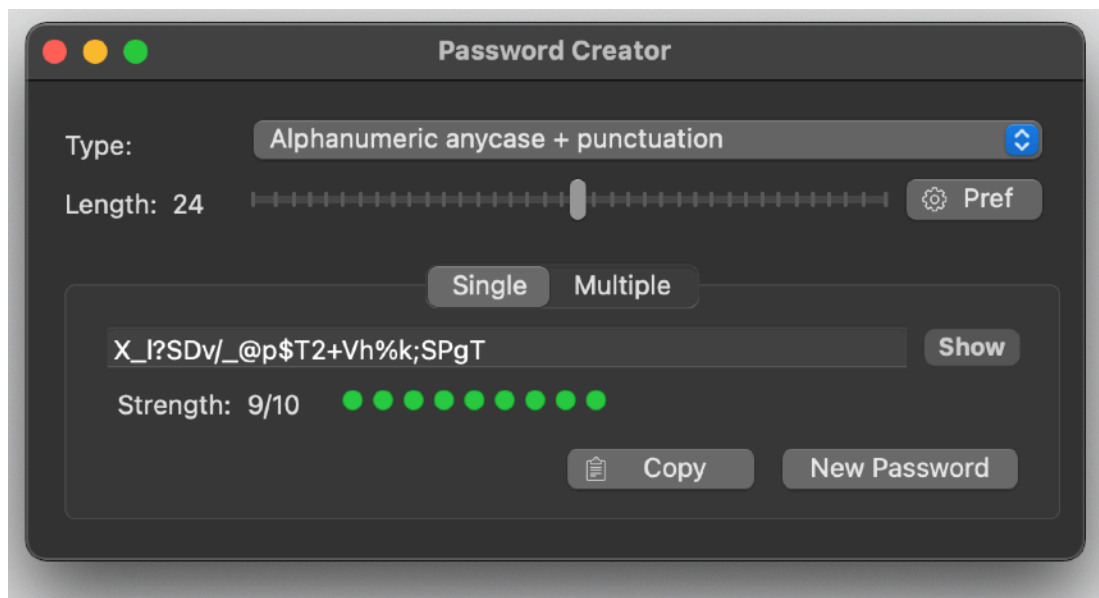
Start Password Creator

Switch if not selected to the 'Single' tab view.

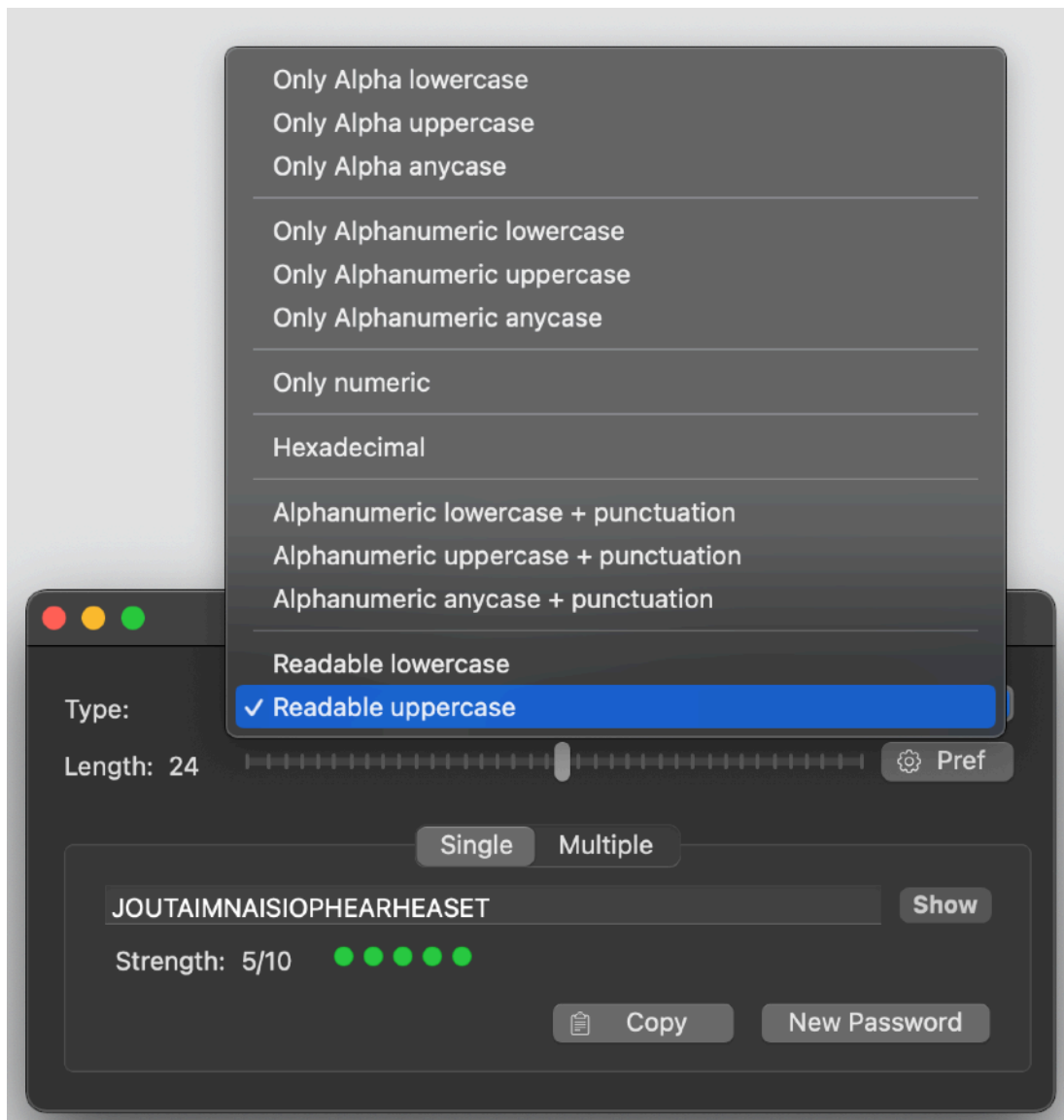
When started it creates a new password in the Single tab view

You can press the copy button to copy it in the clipboard

To make the password readable you can press the 'Show' button



If you need a different type of password you can select it from the popup menu the kind of password to obtain



Pressing the 'New Password' button create a new password.
The 'Copy' button copies it in the clipboard.
Length allows to change the length of the generated password.

You can avoid to use same chars that look similar in creation of passwords, inserting them in the disambiguator field in the preferences.
See the Preferences section to know more.

You have also a live indication of the password quality, where for quality we indicate how much difficult is to be guessed.



If you change the length or the password type, the generated password is changed to reflect it.

Switching to the 'Multiple' tab view you use the 'Multiple' password creation feature:

- Select how many passwords you want to create
- Select in the upper part the type of the password and its length
- If you want to avoid duplicates have 'Avoid Duplicates' selected in the preferences
- Press 'New Series'

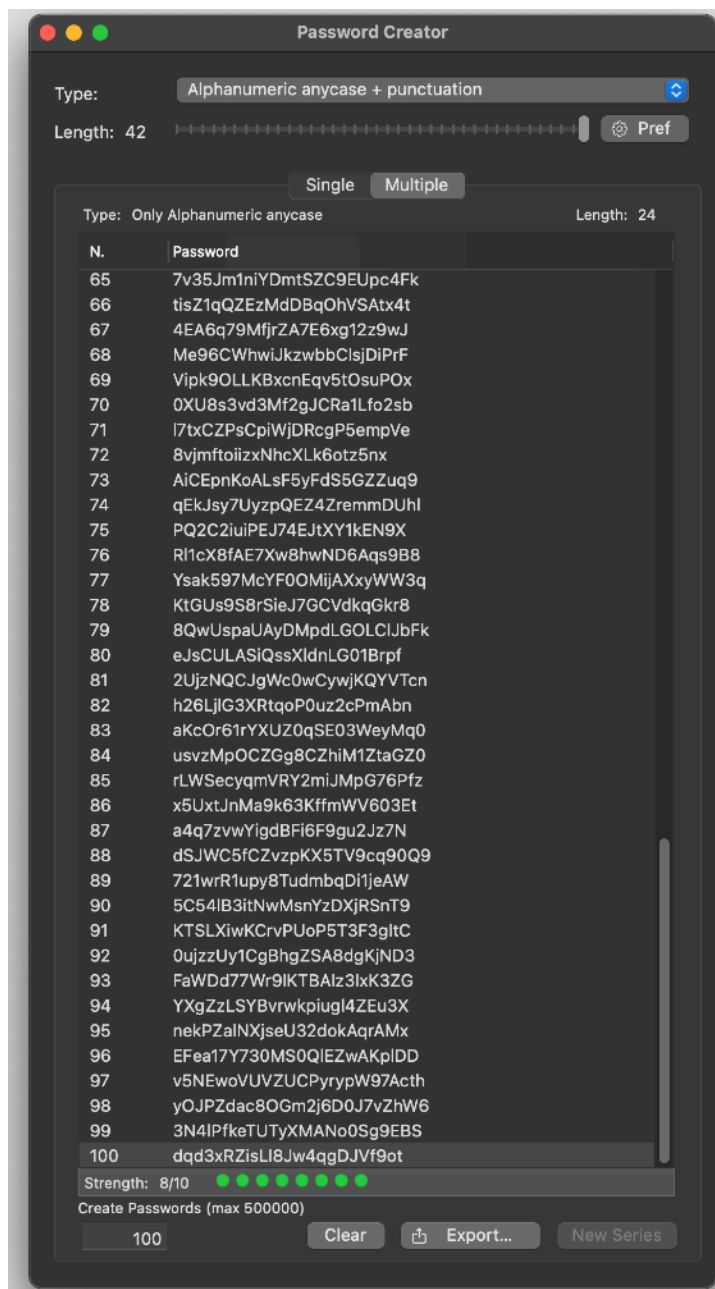
The table is filled with the passwords.

You can save them on disk in a text file pressing the 'Save...' button.

To create a new series press the 'Clear' button and you are ready to go again.

When used in the multiple mode you can resize the window in height as you like

The list of obtained password can be saved on disk for reuse in other applications.



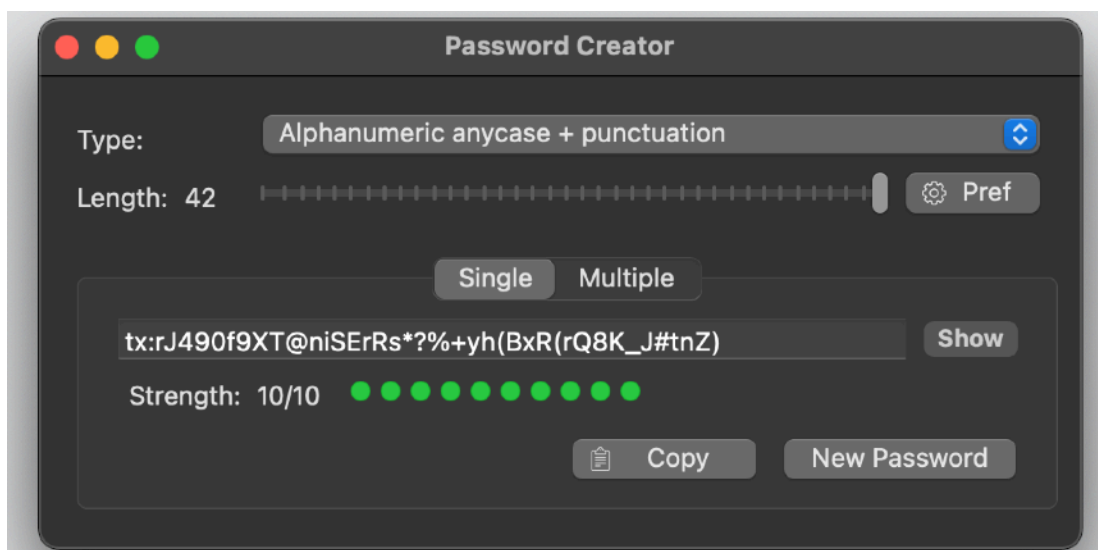
Reference

Creation of a single Password

Password Creator allows in the 'Single' mode to create single passwords

The top indicator gives a view of the quality of the password created

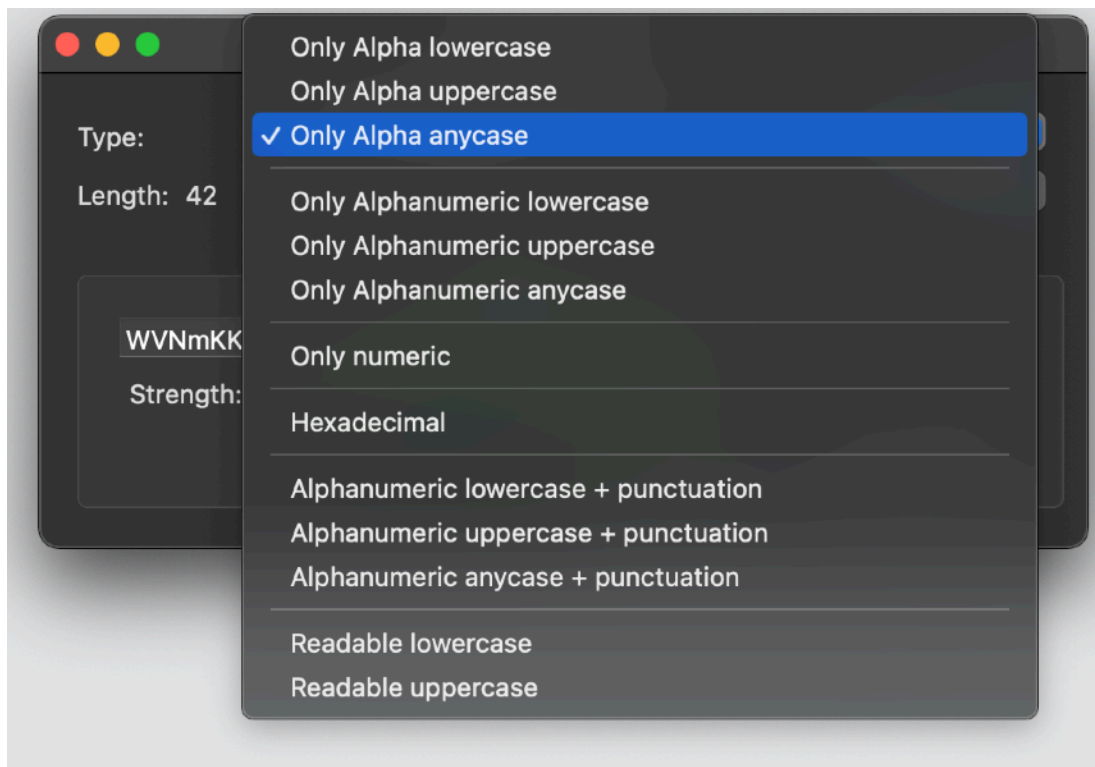
For quality we indicate how much difficult is the password to be guessed using crack methods.



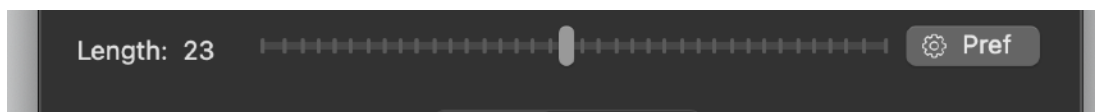
The popup menu allows to select the type of password to generate:

It is possible to select between:

- Only Alpha Lowercase
- Only Alpha Uppercase
- Only Alpha any case (mixed)
- Only Alphanumeric Lowercase
- Only Alphanumeric Uppercase
- Only Alphanumeric any case (mixed)
- Only Numeric
- Hexadecimal
- Alphanumeric lowercase + punctuation
- Alphanumeric uppercase + punctuation
- Alphanumeric anycase + punctuation
- Readable lowercase
- Readable uppercase



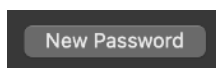
You can change the length of the password using the length control



You can show the password in a readable mode pressing the show button



You can copy the password in the clipboard pressing the Copy button. Pressing the 'New Password' button always generate a new password.

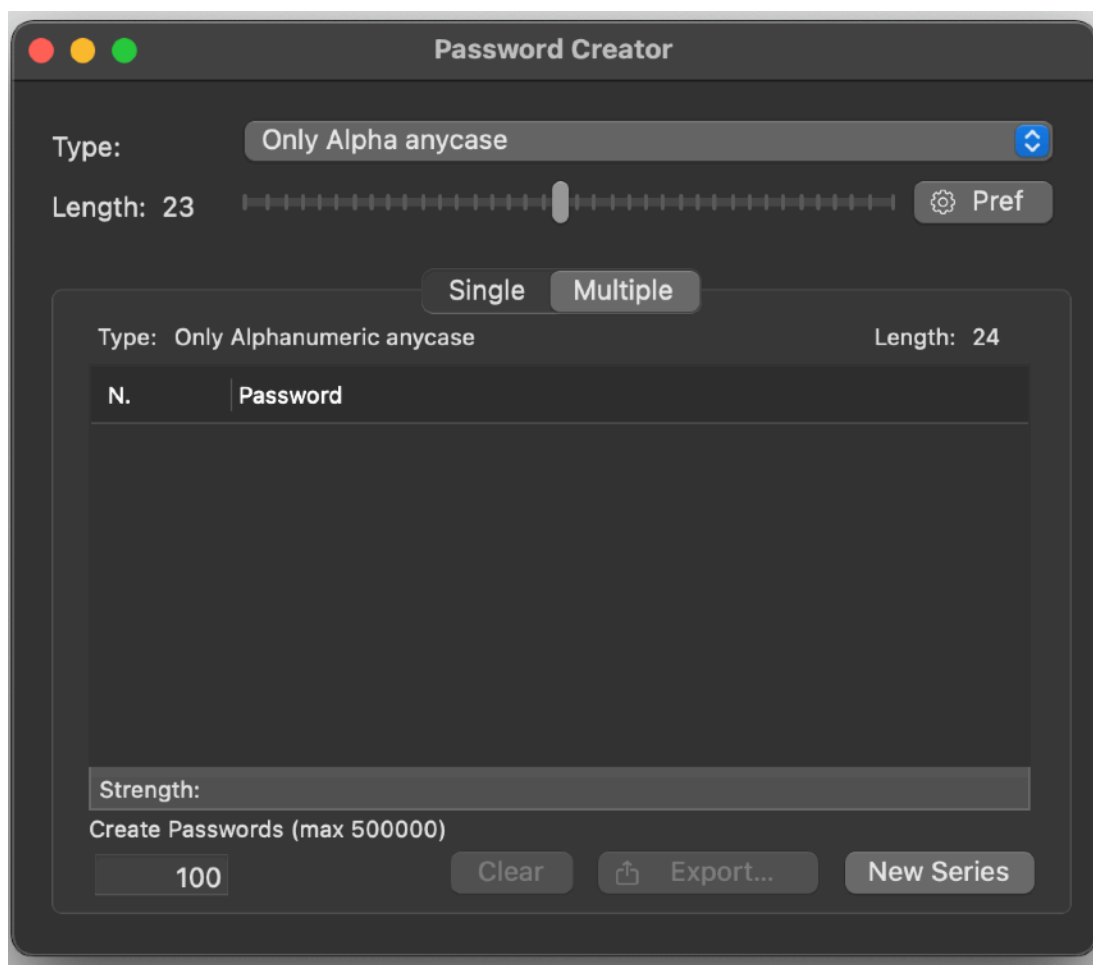


Creation of multiple passwords

Password Creator allows to create multiple passwords in a single click. To access the 'Multiple' password feature, switch to the Multiple tab view

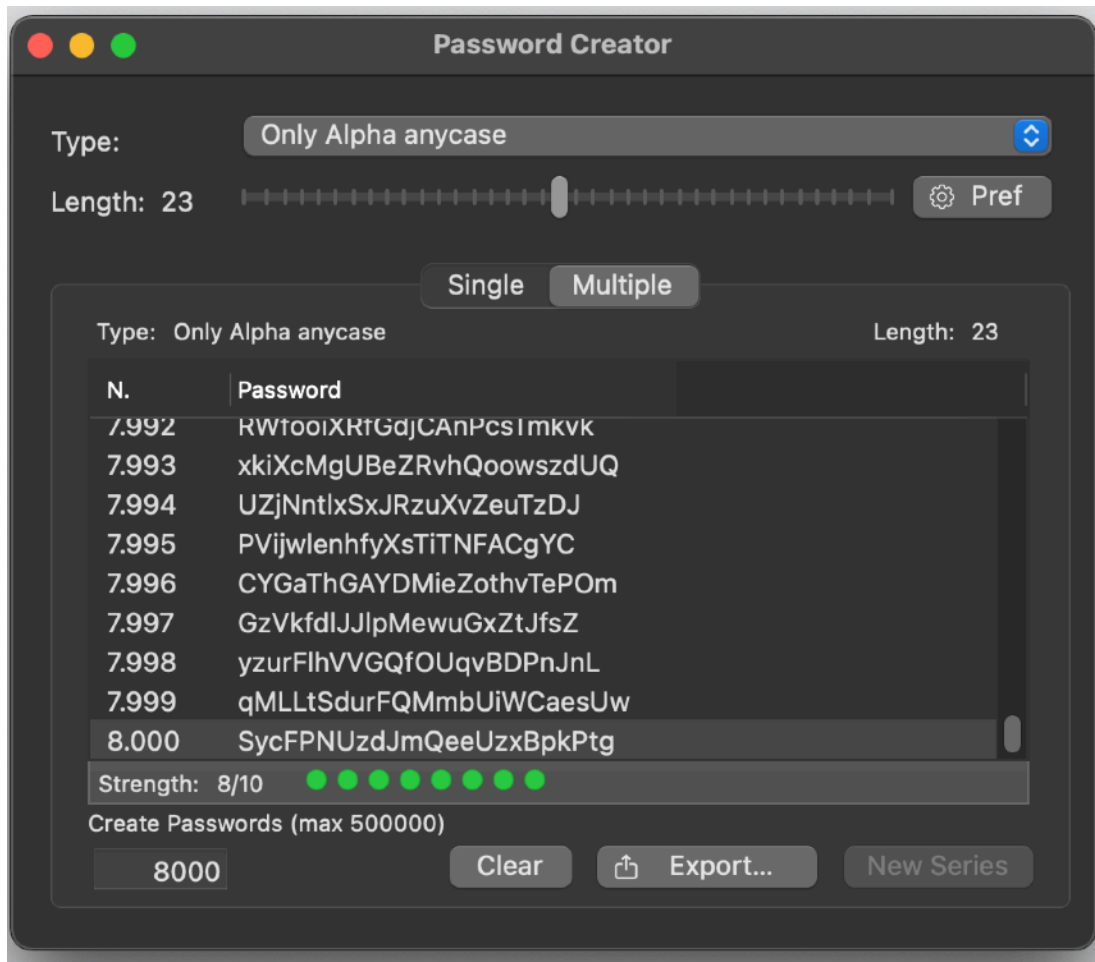


The window will enlarge showing the 'Multiple' area
When in Multiple mode the window is resizable

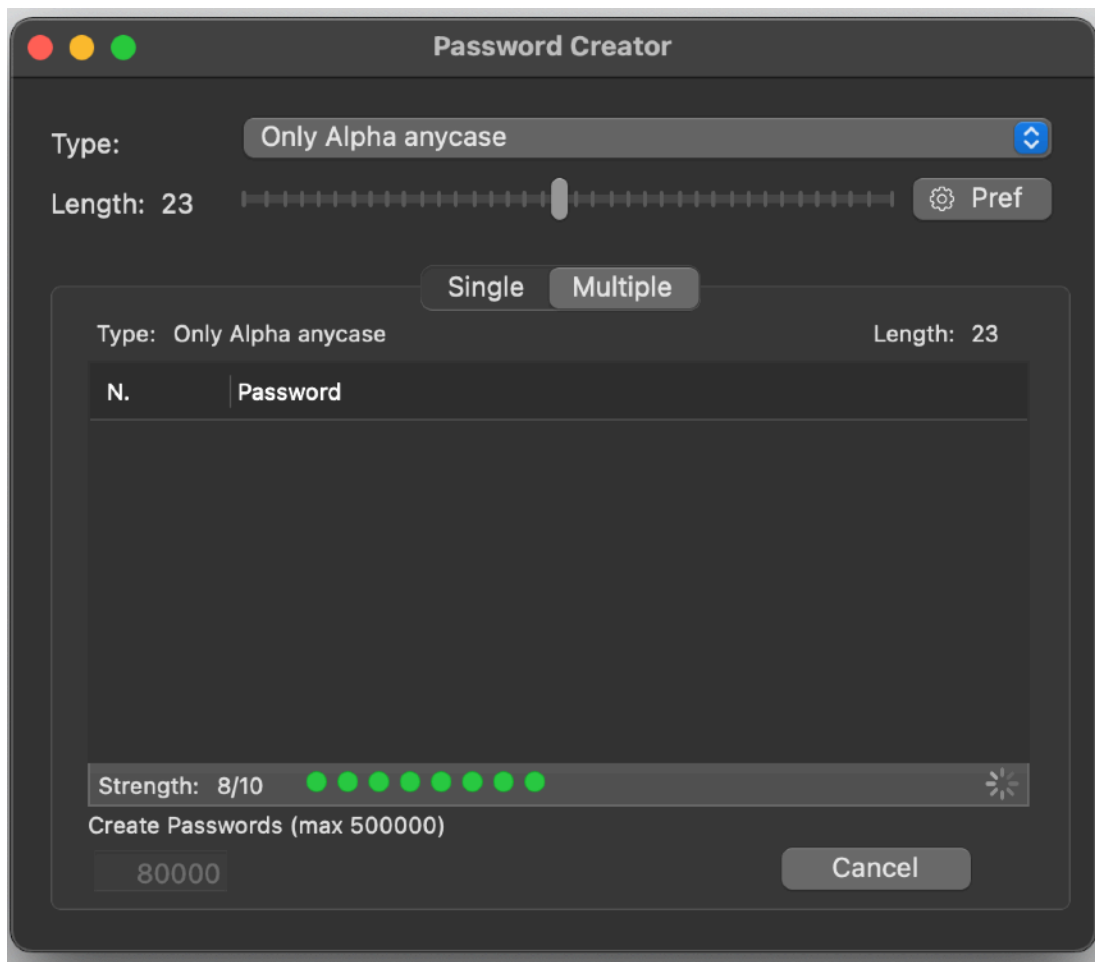


The password type and the length used for the multiple creation, are the one in the upper of the window, as for the single creation.

You can insert how many passwords generate inside the edit field in the window. It is possible to create up to 500000 (half million) passwords if you have enough memory on your computer



Pressing the 'New Series' button, the app will generate a series of passwords.

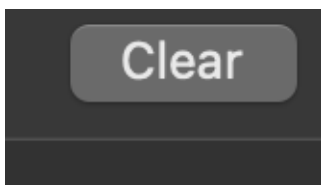


After a time interval where you can see a live display of the number of password created, the windows is filled with all the password.

During creation you can interrupt the process pressing the Cancel button.

The time creation may vary depending of the number of passwords requested and eventually the 'Avoid duplicates' option On or OFF.

If you need to generate another series of password, you need to clear in advance the series already generated.
Pressing the 'Clear' button the list is emptied.

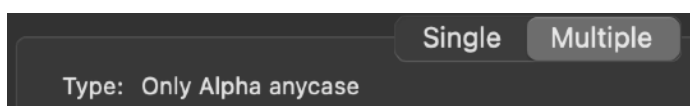


To change the type and length of the series generated, adjust the type and length as you like using the controls in the upper part of the window



Then press again the 'New Series' button and you will obtain a new series with the selected characteristics

After you created a series of password, over the table are displayed the characteristics used to create the series inside the table.

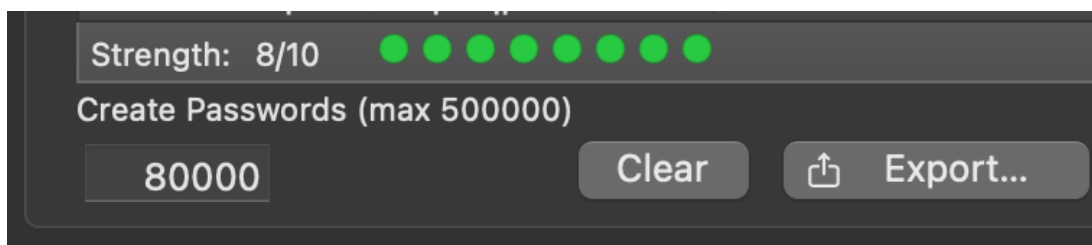


Note that this characteristics don't change if you change the characteristic of the password created in the upper part of the table. They change only when you press again the 'New Series' button, reflecting the characteristic of the passwords in the table

To avoid creation of duplicate passwords and to avoid using ambiguous chars in the password string, see the 'Preference' settings.

At any time, if you have a series in the table, you can save it on disk as a text file.

To save it press the 'Export...' button

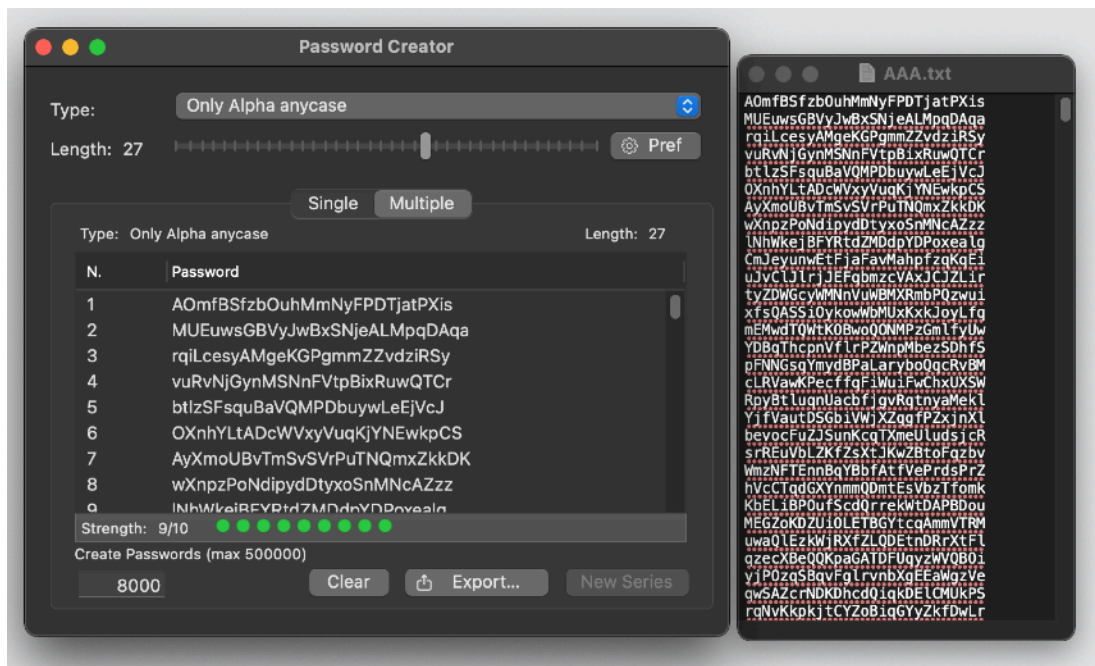


Select in the following dialog panel the destination and the name for the file and save it on disk.

The file you saved on disk it's a standard text file you can open with any available text editor, as example TextEdit available for free with any Mac. It will contains all the passwords you created , one per line. You can use this file for your purposes.

The Clear button will delete all the created passwords.

Before generating a new series is mandatory to clear the previous one.



Dark Appearance Mode

This application is also fully compatible with Light and Dark Appearance Mode available on macOS from macOS 10.14 Mojave and successive.

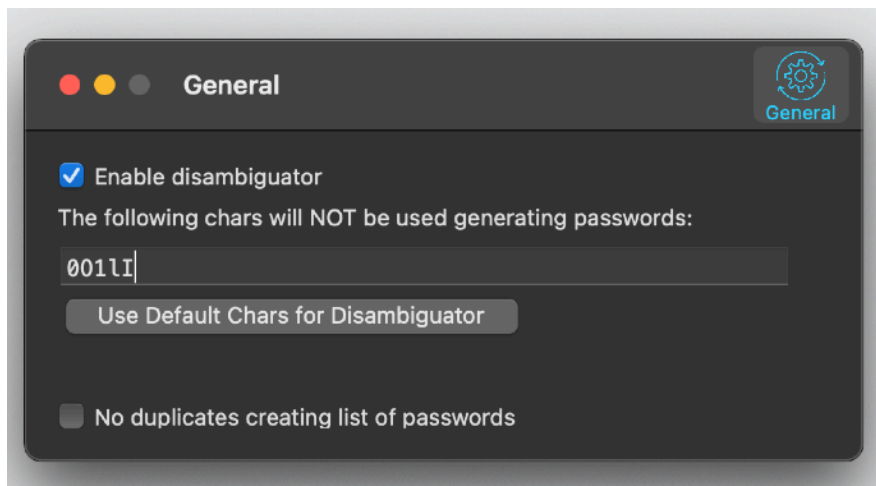
Preferences

Disambiguator

Enable Disambiguator allows to avoid using in generation of password chars that, using some fonts, can be confused with others, An example can be the number '0' and the uppercase letter 'O', another can be the number '1' and the lowercase letter 'l'

You can insert all these chars inside the disambiguator field and these chars won't be used in password generation (providing the option is enabled)

A button allows to insert the standard chars to avoid '0011I'



Avoid Duplicates

Avoid duplicates allow to create only unique passwords

Please note that using a high number of chars in the Disambiguator and requesting a high number of passwords can make impossible to create the requested number of password strings

In that case the app will warn you with a alert at creation time.

In any case creation of password is slowed down selecting the 'Avoid duplicates' preference

Help

Available under the Help menu there is a PDF user guide.

Support

You can also obtain support using the 'Email Support' command. An email will be prepared using your email client with the correct address to send to.

Yes, we answer to your emails!